



Comfort XS-R1 Up



MORE INFO



CHARACTERISTICS

- Capable to work for the maintenance and deep cleaning of large areas (up to 4.000 m²) with a considerable reduction of cleaning costs
- More than 50 kg of constant pressure on the brushes • Large load tank capacity, resulting in reduced number of stops and maximum use of battery charge for effective operation of the machine • Compact size (810 mm) • Stability even when fully loaded, front independent wheeldrive with tight steering radius • Recovery tank control window for cleaning and easy ordinary maintenance • Automatic brush plate lifting system • Automatic squeegee lifting system • Automatic squeegee lifting while reverse going • Automatic device that stops brushes and detergent water outflow when the machine is stationary • Antifoam device • Self-levelling brushes • Integrated on-board battery charger • Automatic brush release • Separate eco mode for brush and suction

TECHNICAL DATA

| | Comfort XS-R1 75 Up | Comfort XS-R1 85 Up |
|------------------------------|--------------------------------|--------------------------------|
| code | 37006-00080 | 37006-00082 |
| power supply | 24V (battery charger included) | 24V (battery charger included) |
| scrubbing/squeegee width | 750/900 mm | 850/1000 mm |
| max working capacity | 4350 m ² /h | 5000 m ² /h |
| solution tank capacity | 110 l/29.05 gal | 110 l/29.05 gal |
| recovery tank capacity | 130-155 l/34.35-40.95 gal | 130-155 l/34.35-40.95 gal |
| traction type/power | front motorwheel/600 W | front motorwheel/600 W |
| RPM/pressure on the brushes | 170/50 kg/110.23 lbs | 170/50 kg/110.23 lbs |
| brush motor power | 2 x 400 W | 2 x 400 W |
| max gradient empty/full tank | 13%/10% | 13%/10% |
| depression/vacuum motor | 1300 mmH ₂ O/400W | 1300 mmH ₂ O/400W |
| dimension (cm)/weight | 146x81x138/189 kg | 146x87x138/195 kg |

PLUS



The easy access to the recovery tank allows fast cleaning and sanitation of the tank; the filling tank together with a large size drain hose allow the complete emptying of the tank and the removal of any type of solid dirt. The antifoam device protects suction motor, as well as the electronic floating switch that stops suction when the tank is full.



All motors are protected by thermal breakers. The detergent water tank serves as battery compartment, allowing the housing of great capacity batteries. Battery charger and suction motor are placed the recovery tank, vacuum motor allows to drastically reduce the operating noise.



Comfort XS-R1 Up is equipped with actuators for the automatic lifting of the brush plate and squeegee. New control panel with digital controls and display. Hour meter, battery charge level indicator, empty water tank level indicator and forward/reverse traction indicator. Speed control adjustment, horn, suction motor











The ergonomic and comfortable shape of the machine allows the operator to work effortless for a long time, improving productivity. Thanks to the compact dimensions the machine can work with agility even in narrow spaces.

STANDARD EQUIPMENT

| | | | | |
|---|--|---|--|--|
|  <p>Comfort XS-R1 75 Up • 2 x 10002-08108 PP brush Ø 360 mm - 14"</p> |  <p>Comfort XS-R1 85 Up • 2 x 10002-08138 PP brush Ø 430 mm - 17"</p> |  <p>Comfort XS-R1 75 Up • 00005-02240 Front squeegee blade L.925 mm Shore 40 Th. 3 mm</p> |  <p>Comfort XS-R1 75 Up • 00005-02237 Rear squeegee blade L.1015 mm Shore 30 Th. 4 mm</p> |  <p>Comfort XS-R1 85 Up • 00005-02270 Front squeegee blade L.1027 mm Shore 40 Th. 3 mm</p> |
|  <p>Comfort XS-R1 85 Up • 00005-02269 Rear squeegee blade L.1150 mm Shore 33 Th. 4 mm</p> |  <p>• 00056-00048 On-board Battery charger 24V 20A (only for model code: 37006-00080/37006-00082)</p> | | | |

OPTIONAL

| | | | | |
|--|--|--|--|---|
|  <p>• 4 x 00055-00013 Tubular battery Pb-acid 6V 180Ah C5</p> |  <p>• 4 x 00055-00142 GEL Battery 6 MFP 180 6V 180Ah C5</p> |  <p>• 00056-00067 Battery Charger 24V 30A 115-240/50-60 Connection cable batteries 00056-00067 SB50-SB80: 10002-08044</p> |  <p>• 00005-02253 Polyurethane front blade L.925 TH.3 Sh.40 • 00005-02252 Polyurethane rear blade L.1015 TH.4 Sh.40</p> |  <p>• 00005-02273 Polyurethane front blade L.1027 TH.3 • 00005-02274 Polyurethane rear blade L.1150 TH.4</p> |
|  <p>• 2x 10002-08109 Tynex brush Ø 360 mm-14" • 2x 10002-08110 Tynex brush Ø 360 mm-14" PP 0,3 brush Ø 360 mm-14" • 2x 10002-08111 PES brush Ø 360 mm - 14"</p> |  <p>• 2x 10002-08118 Tynex brush Ø 430 mm-17" • 2x 10002-08119 Tynex brush Ø 430 mm-17" PP 0,3 brush Ø 430 mm-17" • 2x 10002-08120 PES brush Ø 430 mm - 17"</p> |  <p>• 2x 10002-08137 EWU pad driver Ø 380 mm-15" • 2x 10002-08121 EWU pad driver Ø 430 mm-17"</p> |  <p>(5 pcs package) • 10001-09944 - Ø 380 mm - 15"-beige • 10001-09945 - Ø 380 mm - 15"-green • 10001-09942 - Ø 380 mm - 15"-black</p> |  <p>(5 pcs package) • 10001-09913 - Ø 430 mm - 17"-beige • 10001-09918 - Ø 430 mm - 17"-green • 10001-09923 - Ø 430 mm - 17"-black</p> |